
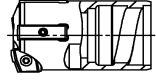
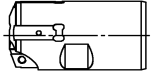




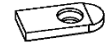



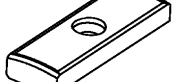




**Teste foratura dal pieno - Tipo 12**  
**Sistema BTA (tubo singolo) - filetto 1 principio.****Informazioni per l'ordine****Esempio ordine****12-1011-000-D40,00**

Testa foratura dal pieno, diametro 40,00 con filetto 1 principio per tubo  $\varnothing$  36 mm.

- Per favore prendete visione delle ns. raccomandazioni di sicurezza al sito [www.botek.it](http://www.botek.it)
- I nostri termini e le nostre condizioni generali si ritengono conosciuti.
- Ci riserviamo il diritto di eseguire qualsiasi modifica riterremo opportuna nell'interesse di un continuo miglioramento del ns. prodotto. Tali modifiche non potranno essere ragione di qualsiasi reclamo da parte dell'acquirente.
- Soggetto a cambiamenti. Non si accettano responsabilità per modifiche, errori di stampa o inesattezze del presente catalogo.

Grandezza tubo	Diam. est. tubo (mm)	Campo diametri		Testa				Inserto Periferico			Arresto Inserto		Inserto centrale		Pattini di guida		
		da ø (mm)	a ø (mm)	Completa	Corpo testa	Lung. Totale	Chiave	1 x Inserto riposizionabile	1x Sottoinserito	1x Vite	1x Arresto inserto	1x Vite	1 x Inserto riposizionabile	1x Vite	3x Pattino di guida	Sottopattino Guide pads shim	3x Vite
05	24	28,50 - 28,99		12-0513-000	12-0513-110	63,1	24	02-0870-310	42-0610-710	22-0600-831 (M 3x10,1)	01-2050-610-S...	22-0600-211	22-0600-820 (M 2,5x8,2)	10-0700-410/28	10-0700-419/S S:0,02/0,025/0,05/0,1/0,25	22-0610-840 (M 2,5x5,9)	
		29,00 - 29,49	12-0521-000	12-0521-110	10-0700-410/30												
		29,50 - 29,99	12-0523-000	12-0523-110	10-0700-410/32												
06	26	30,00 - 30,49		12-0611-000	12-0611-110	63,1	26	02-0950-310	22-0600-710	22-0600-831 (M 3x10,1)	01-2050-610-S...	22-0600-211	22-0600-820 (M 2,5x8,2)	10-0700-410/28	10-0700-419/S S:0,02/0,025/0,05/0,1/0,25	22-0610-840 (M 2,5x5,9)	
		30,50 - 30,99	12-0613-000	12-0613-110	10-0700-410/30												
		31,00 - 31,49	12-0621-000	12-0621-110	10-0700-410/32												
07	28	32,00 - 32,49		12-0711-000	12-0711-110	63,1	26	02-0950-310	22-0600-710	22-0600-831 (M 3x10,1)	01-2050-610-S...	22-0600-211	22-0600-820 (M 2,5x8,2)	10-0700-410/28	10-0700-419/S S:0,02/0,025/0,05/0,1/0,25	22-0610-840 (M 2,5x5,9)	
		32,50 - 32,99	12-0713-000	12-0713-110	10-0700-410/30												
		33,00 - 33,49	12-0721-000	12-0721-110	10-0700-410/32												
08	30	34,00 - 34,49		12-0811-000	12-0811-110	78,1	28	02-1050-310	22-0700-710	22-0600-935	01-2050-610-S...	22-0800-211	22-0600-820 (M 2,5x8,2)	10-0800-410/34	10-0800-419/S S:0,02/0,025/0,05/0,1/0,25	22-0800-840 (M 3x8,2)	
		34,50 - 34,99	12-0813-000	12-0813-110	79,1	30	02-1050-310	22-0700-710	22-0600-935	10-0800-410/36							
		35,00 - 35,49	12-0821-000	12-0821-110	79,2	30	02-1050-310	22-0700-710	22-0600-935	10-0800-410/38							
09	33	37,00 - 37,49		12-0911-000	12-0911-110	80,2	32	02-1200-310	22-0910-710	22-0900-831 (M 4x12)	01-2050-610-S...	22-0800-211	22-0600-820 (M 2,5x8,2)	10-0800-410/34	10-0800-419/S S:0,02/0,025/0,05/0,1/0,25	22-0800-840 (M 3x8,2)	
		37,50 - 37,99	12-0913-000	12-0913-110	10-0800-410/36												
		38,00 - 38,49	12-0921-000	12-0921-110	10-0800-410/38												
10	36	38,50 - 38,99		12-0923-000	12-0923-110	80,2	32	02-1200-310	22-0910-710	22-0900-831 (M 4x12)	01-2050-610-S...	22-0800-211	22-0600-820 (M 2,5x8,2)	10-0800-410/34	10-0800-419/S S:0,02/0,025/0,05/0,1/0,25	22-0800-840 (M 3x8,2)	
		38,50 - 38,99	12-0923-000	12-0923-110	10-0800-410/36												
		39,00 - 39,49	12-0931-000	12-0931-110	10-0800-410/38												
11	39	40,00 - 40,49		12-1011-000	12-1011-110	81,2	36	02-1350-310	22-1030-710	22-0900-935	01-2050-610-S...	22-0800-211	22-0600-820 (M 2,5x8,2)	10-0800-410/40	10-0800-419/S S:0,02/0,025/0,05/0,1/0,25	22-0800-840 (M 3x8,2)	
		40,50 - 40,99	12-1013-000	12-1013-110	10-0800-410/42												
		41,00 - 41,49	12-1021-000	12-1021-110	10-0800-410/44												
12	43	44,00 - 44,49		12-1111-000	12-1111-110	88,4	38	02-1350-310	22-1030-710	22-0900-935	01-2050-610-S...	22-0800-211	22-0600-820 (M 2,5x8,2)	10-0800-410/44	10-0800-419/S S:0,02/0,025/0,05/0,1/0,25	22-0800-840 (M 3x8,2)	
		44,50 - 44,99	12-1113-000	12-1113-110	10-0800-410/46												
		45,00 - 45,49	12-1121-000	12-1121-110	10-0800-410/48												
12	43	45,50 - 45,99		12-1123-000	12-1123-110	88,4	38	02-1350-310	22-1030-710	22-0900-935	01-2050-610-S...	22-0800-211	22-0600-820 (M 2,5x8,2)	10-0800-410/46	10-0800-419/S S:0,02/0,025/0,05/0,1/0,25	22-0800-840 (M 3x8,2)	
		45,50 - 45,99	12-1123-000	12-1123-110	10-0800-410/48												
		46,00 - 46,49	12-1131-000	12-1131-110	10-0800-410/50												
12	43	46,50 - 46,99		12-1133-000	12-1133-110	88,4	38	02-1350-310	22-1030-710	22-0900-935	01-2050-610-S...	22-0800-211	22-0600-820 (M 2,5x8,2)	10-0800-410/48	10-0800-419/S S:0,02/0,025/0,05/0,1/0,25	22-0800-840 (M 3x8,2)	
		46,50 - 46,99	12-1133-000	12-1133-110	10-0800-410/50												
		47,00 - 47,49	12-1211-000	12-1211-110	10-0800-410/52												
12	43	47,50 - 47,99		12-1211-000	12-1211-110	88,4	41	02-1550-310	22-1230-710	22-1200-831 (M 5x14,2)	01-2400-610-S...	22-1100-211	21-0200-860 (M 2,5x4,7)	10-1000-410/47	10-1000-419/S S:0,02/0,025/0,05/0,1/0,25	22-1200-840 (M 3,5x11,4)	
		47,50 - 47,99	12-1213-000	12-1213-110	10-1000-410/49												
		48,00 - 48,49	12-1221-000	12-1221-110	10-1000-410/51												
12	43	48,50 - 48,99		12-1223-000	12-1223-110	88,4	41	02-1550-310	22-1230-710	22-1200-935	01-2400-610-S...	22-1100-211	21-0200-860 (M 2,5x4,7)	10-1000-410/49	10-1000-419/S S:0,02/0,025/0,05/0,1/0,25	22-1200-840 (M 3,5x11,4)	
		48,50 - 48,99	12-1223-000	12-1223-110	10-1000-410/51												
		49,00 - 49,49	12-1231-000	12-1231-110	10-1000-410/53												
12	43	49,50 - 49,99		12-1233-000	12-1233-110	88,4	41	02-1550-310	22-1230-710	22-1200-935	01-2400-610-S...	22-1100-211	21-0200-860 (M 2,5x4,7)	10-1000-410/51	10-1000-419/S S:0,02/0,025/0,05/0,1/0,25	22-1200-840 (M 3,5x11,4)	
		49,50 - 49,99	12-1233-000	12-1233-110	10-1000-410/53												
		50,00 - 50,49	12-1241-000	12-1241-110	10-1000-410/55												
12	43	50,50 - 50,99		12-1243-000	12-1243-110	88,5	41	02-1650-310	22-1240-710	22-1200-935	01-2400-610-S...	22-1100-211	21-0200-860 (M 2,5x4,7)	10-1000-410/53	10-1000-419/S S:0,02/0,025/0,05/0,1/0,25	22-1200-840 (M 3,5x11,4)	
		50,50 - 50,99	12-1243-000	12-1243-110	10-1000-410/55												
		51,00 - 51,49	12-1251-000	12-1251-110	10-1000-410/57												
12	43	51,50 - 51,99		12-1253-000	12-1253-110	88,5	41	02-1650-310	22-1240-710	22-1200-935	01-2400-610-S...	22-1100-211	21-0200-860 (M 2,5x4,7)	10-1000-410/55	10-1000-419/S S:0,02/0,025/0,05/0,1/0,25	22-1200-840 (M 3,5x11,4)	
		51,50 - 51,99	12-1253-000	12-1253-110	10-1000-410/57												
		51,50 - 51,99	12-1253-000	12-1253-110	10-1000-410/59												

Bohrrohrgröße Drill tube size	Bohrrohr ø Da Drill tube outer dia Da [mm]	Bohrbereich Drilling range von bis from to	Bohrkopf Drill head				Außenschneide Peripheral insert			Einstellplatte Stop plate		Zentrumschneide Centre insert		Führungsleisten Guide pads		
			Komplett Complete 	Grundkörper Drill head body 	Gesamtlänge Over all length	Schlüssel Wrench 	1x Wendeplatte 1x Indexable insert 	1x Unterlage 1x Shim 	1x Schraube 1x Screw 	1x Einstellplatte 1x Stop plate 	1x Schraube 1x Screw 	1x Wendeplatte 1x Indexable insert 	1x Schraube 1x Screw 	3x Führungsleiste 3x Guide pad 	Führungsleisten -Unterlage Guide pads shim 	3x Schraube 3x Screw 
13	47	52,00 - 52,49	12-1311-000	12-1311-110	89,5	46	02-1650-310	22-1240-710	22-1200-831 (M 5x14,2)	01-2400-610-S...	21-0200-860 (M 2,5x4,7)	22-1300-211	22-1200-840 (M 3,5x11,4)	10-1000-410/51	10-1000-419/S S:0,02/0,025/ 0,05/0,1/0,25	22-1200-840 (M 3,5x11,4)
		52,50 - 52,99	12-1313-000	12-1313-110												
		53,00 - 53,49	12-1321-000	12-1321-110												
		53,50 - 53,99	12-1323-000	12-1323-110												
		54,00 - 54,49	12-1331-000	12-1331-110												
		54,50 - 54,99	12-1333-000	12-1333-110												
		55,00 - 55,49	12-1341-000	12-1341-110												
		55,50 - 55,99	12-1343-000	12-1343-110												
14	51	56,00 - 56,49	12-1351-000	12-1351-110	95,5	50	02-1800-310	22-1340-710	22-1200-935	Bei Nachbestellung bitte Maß S angeben	21-0600-925	22-0900-935	22-1200-840 (M 3,5x11,4)	10-1000-410/55	Bei Nachbestellung bitte Maß S angeben	22-0900-935
		56,50 - 56,99	12-1353-000	12-1353-110												
		57,00 - 57,49	12-1411-000	12-1411-110												
		57,50 - 57,99	12-1413-000	12-1413-110												
		58,00 - 58,49	12-1421-000	12-1421-110												
		58,50 - 58,99	12-1423-000	12-1423-110												
		59,00 - 59,49	12-1431-000	12-1431-110												
		59,50 - 59,99	12-1433-000	12-1433-110												
15	56	60,00 - 60,49	12-1441-000	12-1441-110	96,7	55	02-1900-310	22-1500-710	22-1500-831 (M 6x17,5)	01-3750-610-S...	21-0600-860 (M 3x6,7)	22-1500-211	22-1500-820 (M 3,5x14)	10-1200-410/56	10-1200-419/S S:0,02/0,025/ 0,05/0,1/0,25	22-1200-840 (M 3,5x11,4)
		60,50 - 60,99	12-1443-000	12-1443-110												
		61,00 - 61,49	12-1511-000	12-1511-110												
		61,50 - 61,99	12-1513-000	12-1513-110												
		62,00 - 62,49	12-1521-000	12-1521-110												
		62,50 - 62,99	12-1523-000	12-1523-110												
		63,00 - 63,49	12-1531-000	12-1531-110												
		63,50 - 63,99	12-1533-000	12-1533-110												
		64,00 - 64,49	12-1541-000	12-1541-110												
		64,50 - 64,99	12-1543-000	12-1543-110												
17	62	65,00 - 65,49	12-1551-000	12-1551-110	103,8	60	02-2150-310	22-1630-710	22-1500-935	Bei Nachbestellung bitte Maß S angeben	21-0600-935	22-0900-935	22-1500-820 (M 3,5x14)	10-1200-410/59	10-1200-419/S S:0,02/0,025/ 0,05/0,1/0,25	22-1200-840 (M 3,5x11,4)
		65,50 - 65,99	12-1553-000	12-1553-110												
		66,00 - 66,49	12-1561-000	12-1561-110												
		66,50 - 66,99	12-1563-000	12-1563-110												
		67,00 - 67,49	12-1571-000	12-1571-110												
		67,50 - 67,99	12-1573-000	12-1573-110												
		68,00 - 68,49	12-1711-000	12-1711-110												
		68,50 - 68,99	12-1713-000	12-1713-110												
17	62	69,00 - 69,49	12-1721-000	12-1721-110	103,9	65	02-2370-310	22-1630-710	22-1500-935	When reordering please state dimension S	21-0600-935	22-0900-935	22-1500-820 (M 3,5x14)	10-1500-410/67	10-1500-419/S S:0,02/0,025/ 0,05/0,1/0,25	22-1600-840 (M 5x15)
		69,50 - 69,99	12-1723-000	12-1723-110												
		70,00 - 70,49	12-1731-000	12-1731-110												
		70,50 - 70,99	12-1733-000	12-1733-110												
		71,00 - 71,49	12-1741-000	12-1741-110												
		71,50 - 71,99	12-1743-000	12-1743-110												
		72,00 - 72,49	12-1751-000	12-1751-110												
		72,50 - 72,99	12-1753-000	12-1753-110												
		73,00 - 73,49	12-1761-000	12-1761-110												
		73,50 - 73,99	12-1763-000	12-1763-110												
74,00 - 74,49	12-1771-000	12-1771-110														
74,50 - 74,99	12-1773-000	12-1773-110														